

Project Title: **University of Florida GatorEvals – Spring 2020**Courses Audience: **12**
Responses Received: **11**
Response Ratio: **91.7%**Instructors Audience: **12**
Responses Received: **11**
Response Ratio: **91.7%**

Subject Details

COLLEGE	CLAS-Interdisciplinary Studies
DEPARTMENT	LAS(LS)-Economics

Report Comments

INTRODUCTION

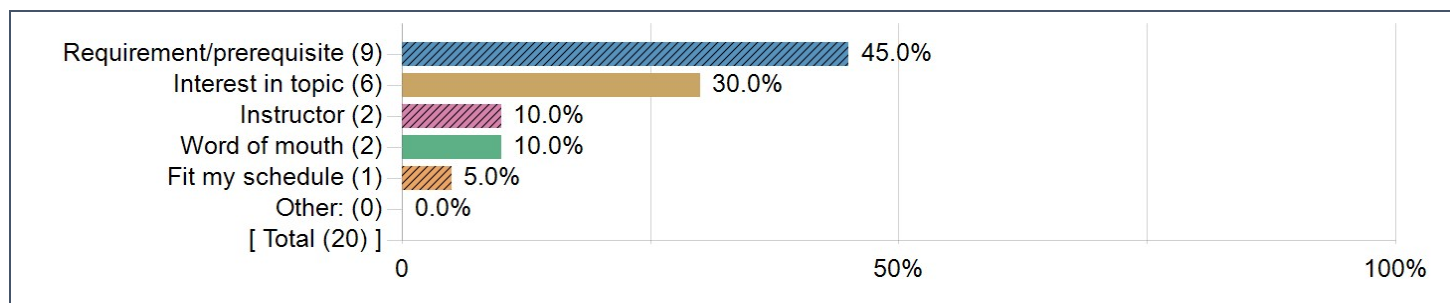
Teaching is a fundamental purpose of the University of Florida and the dissemination of new knowledge in our classrooms, studios, and clinics enables our students and trainees to fully explore their intellectual boundaries. Assessment and evaluation of our courses are designed to enhance instruction and maximize learning to meet the mission of the university. This report contains the results gathered through the new GatorEvals system. Students were invited to share their feedback on the teaching and course material. We invite every faculty member to examine the analysis in the report and utilize the resources provided in the report. Thank you for your continued great work!

Chris Hass, Ph.D.
Associate Provost for Academic and Faculty Affairs

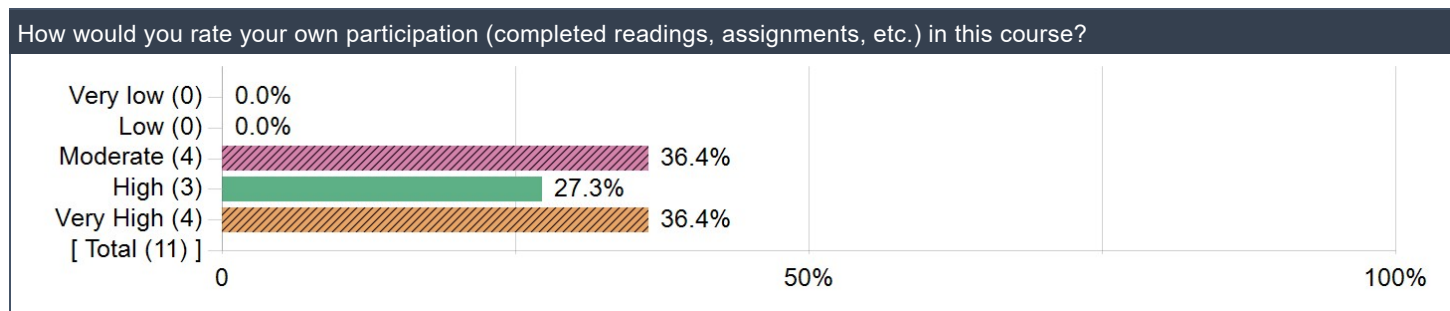


Student Self-Evaluation Questions

Why did you take this course?



How would you rate your own participation (completed readings, assignments, etc.) in this course?



Comparative Evaluation Results

University Core Instructor Evaluation Questions

	Response Rate	Mean	IM	DPT Mean	DPT IM	College Mean	College IM
The instructor was enthusiastic about the course.	91.7%	4.73	4.81	4.57	4.78	4.48	4.72
The instructor explained material clearly and in a way that enhanced my understanding.	91.7%	4.64	4.71	4.36	4.69	4.23	4.55
The instructor maintained clear standards for response and availability (e.g. turnaround time for email, office hours, etc.)	91.7%	4.64	4.71	4.55	4.77	4.41	4.66
The instructor fostered a positive learning environment that engaged students.	91.7%	4.64	4.81	4.35	4.68	4.34	4.63
The instructor provided prompt and meaningful feedback on my work and performance in the course.	91.7%	4.64	4.81	4.39	4.67	4.17	4.52
The instructor was instrumental to my learning in the course.	91.7%	4.64	4.71	4.32	4.65	4.09	4.51
Overall of All Questions	91.7%	4.65	-	4.42	-	4.29	-

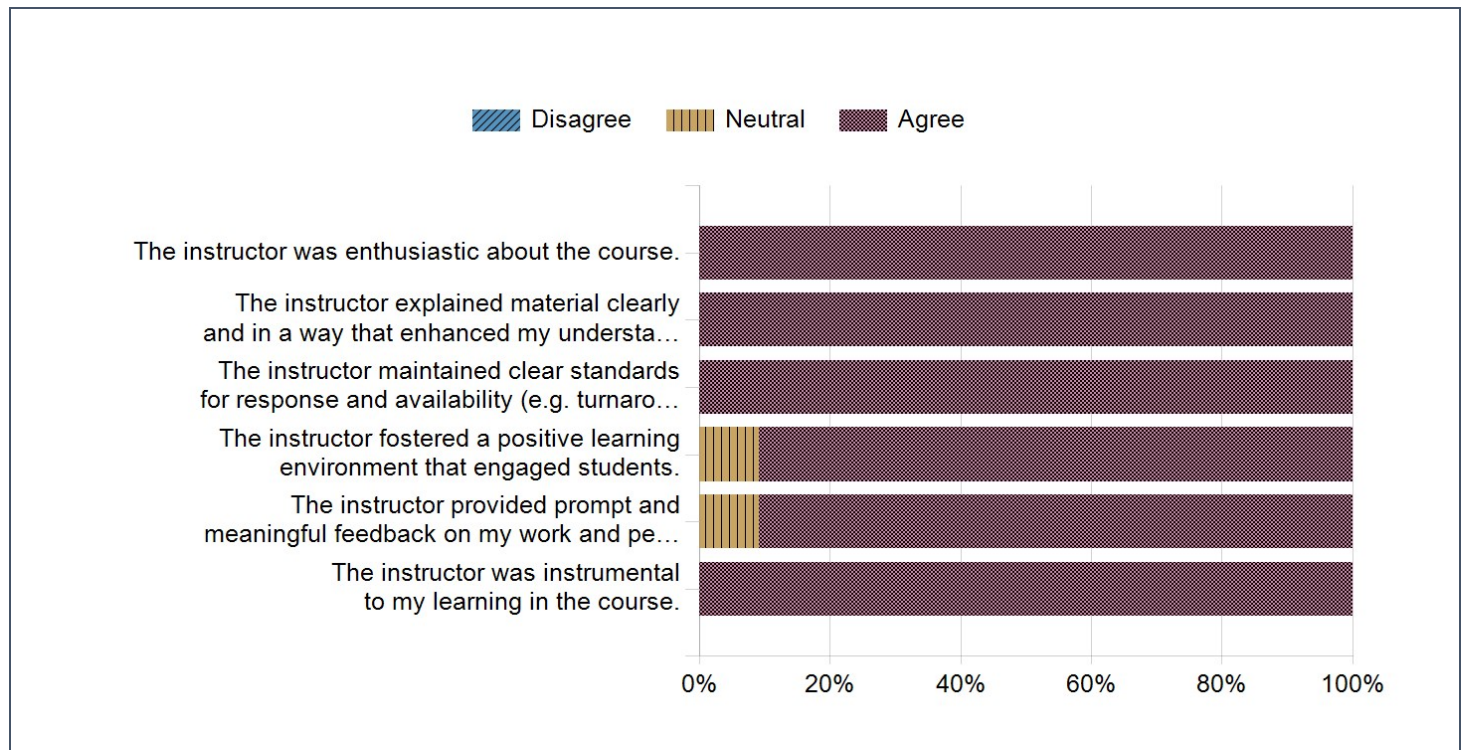
University Core Course Evaluation Questions

	Response Rate	Mean	IM	DPT Mean	DPT IM	College Mean	College IM
Course content (e.g., readings, activities, assignments) was relevant & useful.	91.7%	4.45	4.71	4.34	4.52	4.20	4.31
The course fostered regular interaction between student and instructor.	91.7%	4.27	4.25	3.98	4.19	3.99	4.17
Course activities and assignments improved my ability to analyze, solve problems, and/or think critically.	91.7%	4.64	4.71	4.30	4.51	4.13	4.27
Overall, this course was a valuable educational experience.	91.7%	4.73	4.81	4.33	4.53	4.16	4.33
Overall of All Questions	91.7%	4.52	-	4.24	-	4.12	-

Aggregate Evaluation Results

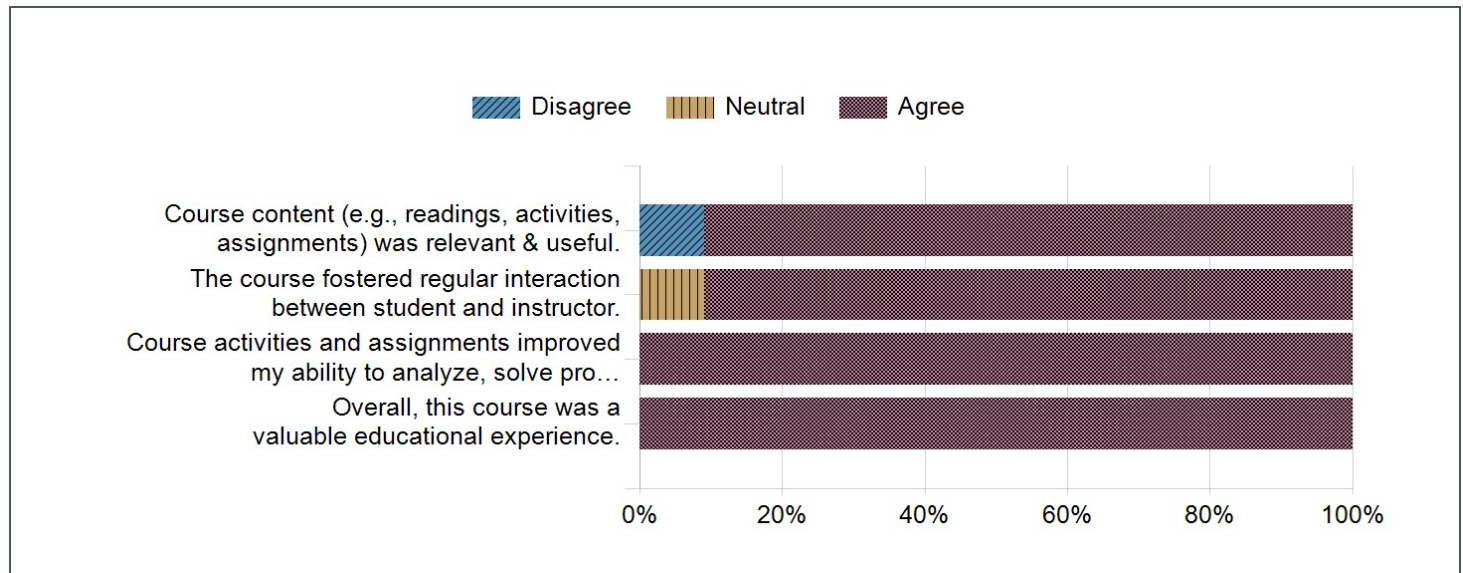
University Core Instructor Evaluation Questions - Aggregate Chart

Note that in the following aggregate chart "Strongly Agree" and "Agree" have been grouped together as "Agree" while "Strongly Disagree" and "Disagree" have been grouped together as "Disagree".



University Core Course Evaluation Questions - Aggregate Chart

Note that in the following aggregate chart "Strongly Agree" and "Agree" have been grouped together as "Agree" while "Strongly Disagree" and "Disagree" have been grouped together as "Disagree".



Percentages Evaluation Results

University Core Instructor Evaluation Questions

	Strongly Disagree 1	Disagree 2	Neutral 3	Agree 4	Strongly Agree 5	Count	Mean	Median	SD
The instructor was enthusiastic about the course.	0.0%	0.0%	0.0%	27.3%	72.7%	11	4.73	5.00	0.47
The instructor explained material clearly and in a way that enhanced my understanding.	0.0%	0.0%	0.0%	36.4%	63.6%	11	4.64	5.00	0.50
The instructor maintained clear standards for response and availability (e.g. turnaround time for email, office hours, etc.)	0.0%	0.0%	0.0%	36.4%	63.6%	11	4.64	5.00	0.50
The instructor fostered a positive learning environment that engaged students.	0.0%	0.0%	9.1%	18.2%	72.7%	11	4.64	5.00	0.67
The instructor provided prompt and meaningful feedback on my work and performance in the course.	0.0%	0.0%	9.1%	18.2%	72.7%	11	4.64	5.00	0.67
The instructor was instrumental to my learning in the course.	0.0%	0.0%	0.0%	36.4%	63.6%	11	4.64	5.00	0.50

University Core Course Evaluation Questions

	Strongly Disagree 1	Disagree 2	Neutral 3	Agree 4	Strongly Agree 5	Count	Mean	Median	SD
Course content (e.g., readings, activities, assignments) was relevant & useful.	0.0%	9.1%	0.0%	27.3%	63.6%	11	4.45	5.00	0.93
The course fostered regular interaction between student and instructor.	0.0%	0.0%	9.1%	54.5%	36.4%	11	4.27	4.00	0.65
Course activities and assignments improved my ability to analyze, solve problems, and/or think critically.	0.0%	0.0%	0.0%	36.4%	63.6%	11	4.64	5.00	0.50
Overall, this course was a valuable educational experience.	0.0%	0.0%	0.0%	27.3%	72.7%	11	4.73	5.00	0.47

For additional information and resources in each of these question areas, please visit the GatorEvals Website at <https://gatorevals.ua.fl.edu/resources--policies/question-set/>

Free Response Section

Please identify the instructor's strengths that contributed to your learning in the course.

Comments
The professor was understandable and flexible with deadlines and always looking to help out students. Also, he was always willing to answer questions in class and made sure everyone understood the context.
Hector is an incredible instructor. I am deeply grateful for his teaching. This class is one of the only econometrics classes I've taken that I actually found beneficial. He uses slides, which is incredibly helpful. He also offers help during office hours—this is rare among PhD courses. His coding assignments are also beneficial and provide hands on learning. Hector was also willing to share his code for the solutions. And the fact that he was willing to upload his lectures during the lock-down made transitioning very easy. Hector is the combination of an excellent teacher and an excellent researcher. Even though I am not an Econ PhD student, I benefited greatly from the course. Thank you!
Very knowledgeable and quick with responses.
Enthusiasm and knowledge

What additional constructive feedback can you offer the instructor that might help improve the course?

Comments
One homework for each econometric technique taught would be helpful. Maybe make the homeworks shorter but more frequent.
Maybe going over the coding solutions could be beneficial.
More R friendly HW assignments. It is geared towards Stata users.

What constructive suggestion(s) do you have for improving the course materials, organization, and assignments?

Comments
I think course is also spread a little thin. It might be better to focus more on RDD and DID and master these techniques. I would have enjoyed learning more about generalized DID.

Please identify the topics and/or skills you learned in the course that you believe will have the highest application for future courses or professional growth.

Comments
All econometric techniques are important to know, so I'm glad we studied a wide variety of them.
Experiments, selection, PSM, RDD, DID, exogeneity / endogeneity, networks,

Spring 2022 Individual Instructor Aggregated Final for ECO7427: Econometric Methods 2 (Hector Sandoval Gutierrez)

Project Title: **University of Florida GatorEvals – Spring 2022 Main Project**

Courses Audience: **9**
Responses Received: **7**
Response Ratio: **77.8%**

Instructors Audience: **9**
Responses Received: **7**
Response Ratio: **77.8%**

Report Comments

INTRODUCTION

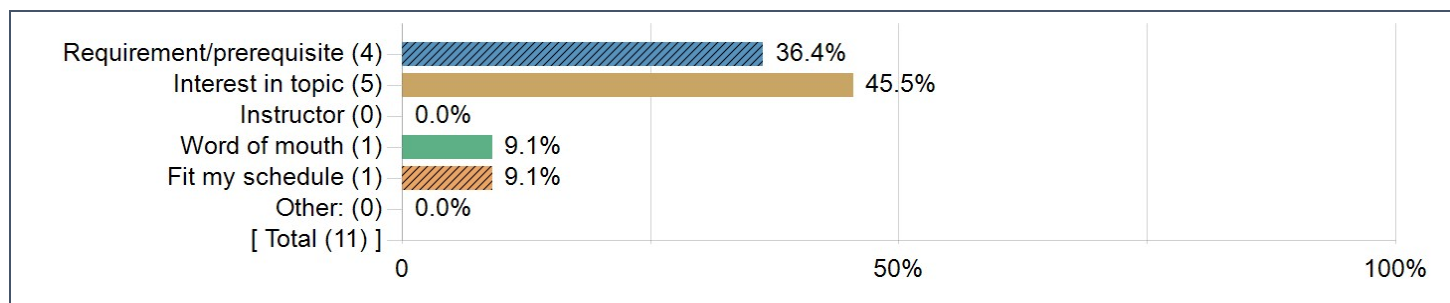
Teaching is a fundamental purpose of the University of Florida and the dissemination of new knowledge in our classrooms, studios, and clinics enables our students and trainees to fully explore their intellectual boundaries. Assessment and evaluation of our courses are designed to enhance instruction and maximize learning to meet the mission of the university. This report contains the results gathered through the new GatorEvals system. Students were invited to share their feedback on the teaching and course material. We invite every faculty member to examine the analysis in the report and utilize the resources provided in the report. Thank you for your continued great work!

Chris Hass, Ph.D.
Associate Provost for Academic and Faculty Affairs

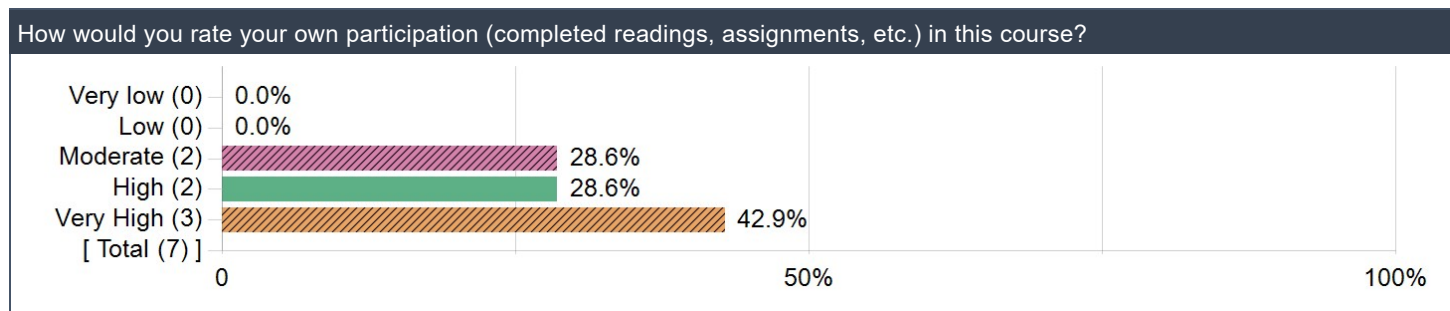


Student Self-Evaluation Questions

Why did you take this course?



How would you rate your own participation (completed readings, assignments, etc.) in this course?



Comparative Evaluation Results

University Core Instructor Evaluation Questions

	Response Rate	Mean	IM	DPT Mean	DPT IM	College Mean	College IM
The instructor was enthusiastic about the course.	77.8%	4.71	4.80	4.69	4.86	4.47	4.72
The instructor explained material clearly and in a way that enhanced my understanding.	77.8%	4.71	4.80	4.39	4.70	4.22	4.56
The instructor maintained clear standards for response and availability (e.g. turnaround time for email, office hours, etc.)	77.8%	4.86	4.92	4.52	4.79	4.39	4.66
The instructor fostered a positive learning environment that engaged students.	77.8%	4.57	4.80	4.46	4.74	4.34	4.64
The instructor provided prompt and meaningful feedback on my work and performance in the course.	77.8%	4.86	4.92	4.43	4.74	4.16	4.54
The instructor was instrumental to my learning in the course.	77.8%	4.57	4.80	4.39	4.73	4.10	4.53

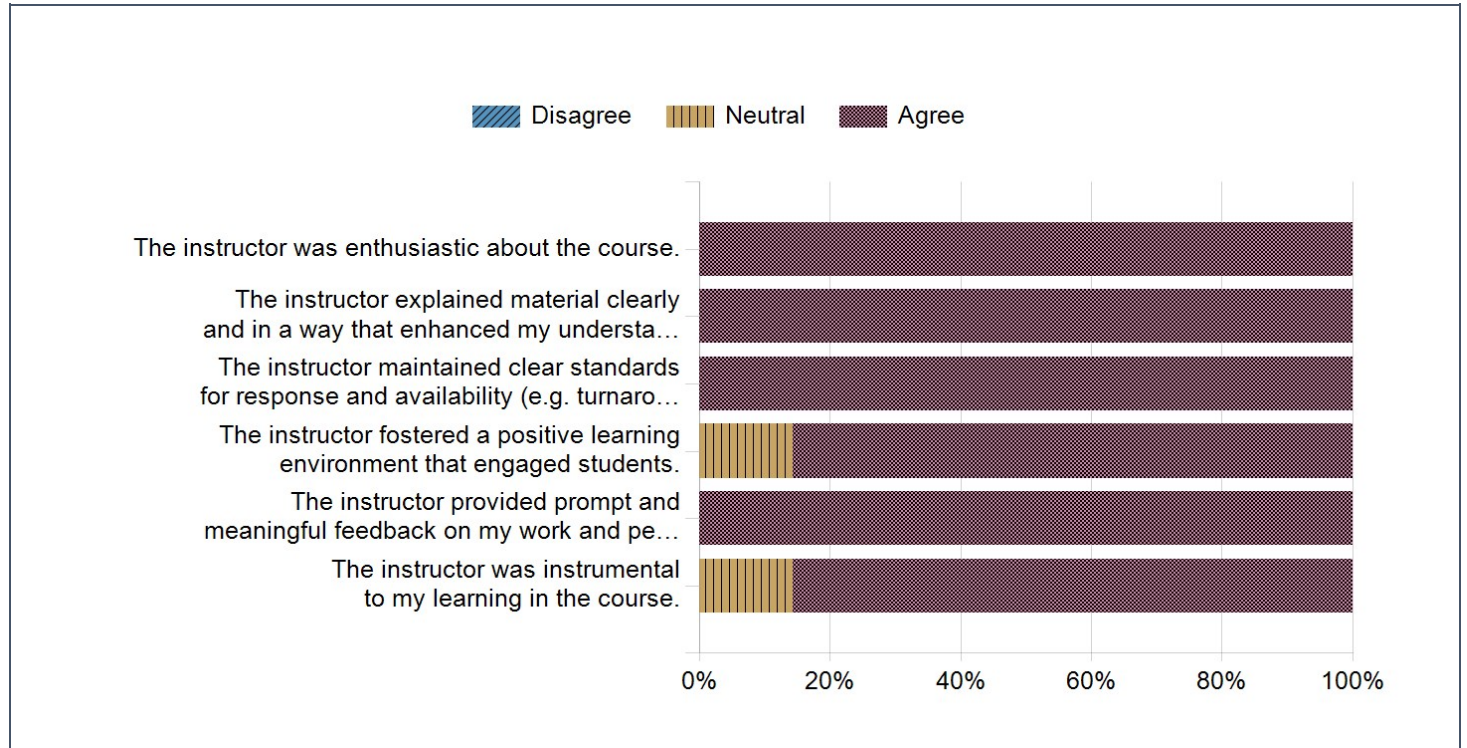
University Core Course Evaluation Questions

	Response Rate	Mean	IM	DPT Mean	DPT IM	College Mean	College IM
Course content (e.g., readings, activities, assignments) was relevant & useful.	77.8%	4.57	4.63	4.31	4.47	4.20	4.31
The course fostered regular interaction between student and instructor.	77.8%	4.29	4.63	4.05	4.24	4.00	4.20
Course activities and assignments improved my ability to analyze, solve problems, and/or think critically.	77.8%	4.71	4.80	4.33	4.50	4.16	4.31
Overall, this course was a valuable educational experience.	77.8%	4.57	4.63	4.29	4.52	4.18	4.36

Aggregate Evaluation Results

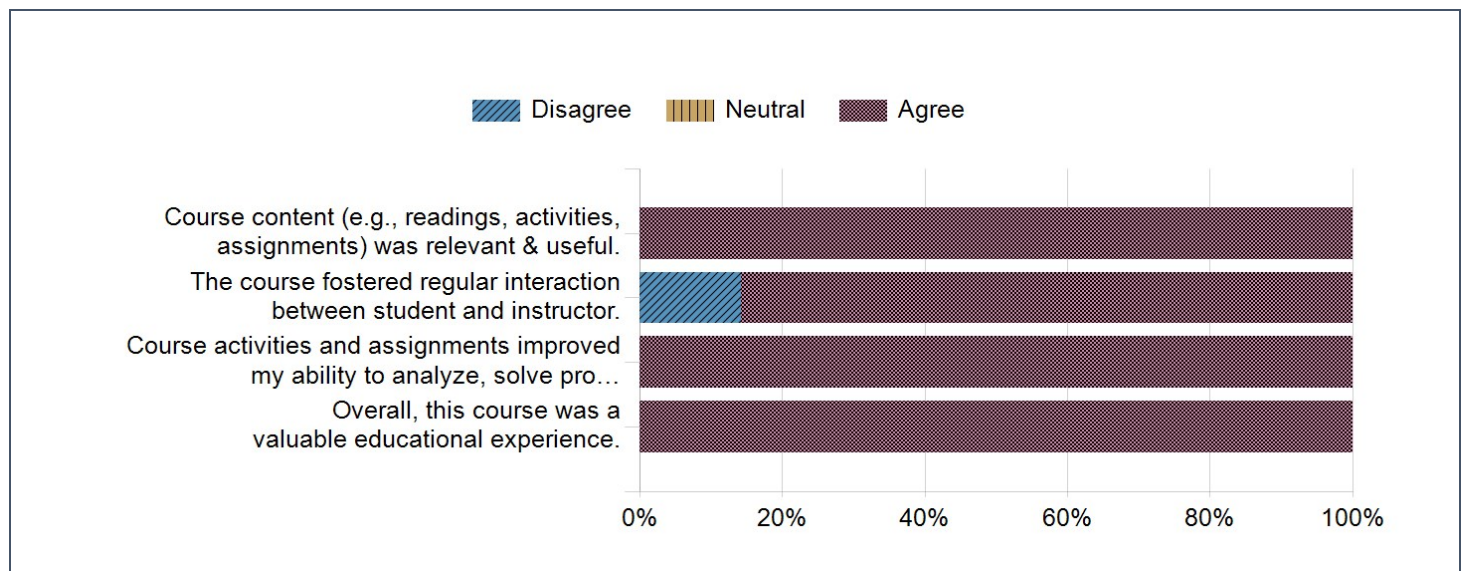
University Core Instructor Evaluation Questions - Aggregate Chart

Note that in the following aggregate chart "Strongly Agree" and "Agree" have been grouped together as "Agree" while "Strongly Disagree" and "Disagree" have been grouped together as "Disagree".



University Core Course Evaluation Questions - Aggregate Chart

Note that in the following aggregate chart "Strongly Agree" and "Agree" have been grouped together as "Agree" while "Strongly Disagree" and "Disagree" have been grouped together as "Disagree".



Percentages Evaluation Results

University Core Instructor Evaluation Questions

	%(1)	%(2)	%(3)	%(4)	%(5)	Count	Mean	Median	SD
The instructor was enthusiastic about the course.	0.0%	0.0%	0.0%	28.6%	71.4%	7	4.71	5.00	0.49
The instructor explained material clearly and in a way that enhanced my understanding.	0.0%	0.0%	0.0%	28.6%	71.4%	7	4.71	5.00	0.49
The instructor maintained clear standards for response and availability (e.g. turnaround time for email, office hours, etc.)	0.0%	0.0%	0.0%	14.3%	85.7%	7	4.86	5.00	0.38
The instructor fostered a positive learning environment that engaged students.	0.0%	0.0%	14.3%	14.3%	71.4%	7	4.57	5.00	0.79
The instructor provided prompt and meaningful feedback on my work and performance in the course.	0.0%	0.0%	0.0%	14.3%	85.7%	7	4.86	5.00	0.38
The instructor was instrumental to my learning in the course.	0.0%	0.0%	14.3%	14.3%	71.4%	7	4.57	5.00	0.79

University Core Course Evaluation Questions

	%(1)	%(2)	%(3)	%(4)	%(5)	Count	Mean	Median	SD
Course content (e.g., readings, activities, assignments) was relevant & useful.	0.0%	0.0%	0.0%	42.9%	57.1%	7	4.57	5.00	0.53
The course fostered regular interaction between student and instructor.	0.0%	14.3%	0.0%	28.6%	57.1%	7	4.29	5.00	1.11
Course activities and assignments improved my ability to analyze, solve problems, and/or think critically.	0.0%	0.0%	0.0%	28.6%	71.4%	7	4.71	5.00	0.49
Overall, this course was a valuable educational experience.	0.0%	0.0%	0.0%	42.9%	57.1%	7	4.57	5.00	0.53

For additional information and resources in each of these question areas, please visit the GatorEvals Website at <https://gatorevals.ua.ufl.edu/resources--policies/question-set/>

Free Response Section

Please identify the instructor's strengths that contributed to your learning in the course.

Comments
The teacher gave detailed explanations for the research paper, which is helpful to understand the theory behind it.
The slides are very detailed and very helpful for a student with little exposure to econometrics before. After finishing the class, the materials are still very good sources to reach out.
Great at explaining complex econometric concepts. Also great reference material/assignments to reinforce
The instructor is able to communicate complex topics in a clear way so that all students can understand by providing examples, repeating important details so that students can always follow him during the lectures and also by keeping students updated about important developments in the literature. The instructor has shared in the class excellent lecture notes that students can rely on when doing research later on. I can confidently say the material provided was the best (in terms of quality, organization and topics covering) I have seen so far in an econometrics class (and I had many econometrics classes during my undergrad, master's program, and the PhD).
The instructor would answer all questions the students made in class and let them understand the topics presented. Moreover, the instructor is willing to help students on their research projects, even if these projects are not directly related to the material covered in class. Another strength is that the topics he selected to present were very interesting (even to students who might primarily not want to focus on econometrics) and in this way the students had an opportunity to come up with interesting research ideas.
The slides and the material covered during the lectures were very well organized, the slides are easy to follow and I'm sure I'll take a look at them when I'm doing research.

What additional constructive feedback can you offer the instructor that might help improve the course?

Comments
May add some practical parts, eg, some lab modules. The students can learn how to implement these methods by solving some simple problems together with the teachers
No.
Keep on working like that. Great work!
Engage more with the students, Dr. Sandoval is a great professor but I think that he would be even better if he has more interaction with the students.

What constructive suggestion(s) do you have for improving the course materials, organization, and assignments?

Comments
I think there's no need to improve anything. The lecture notes are very well organized and seem to be an important tool for students who decide to work on an empirical research project. Maybe, a lecture at the beginning of the semester could be devoted as an introduction to Stata, so that students can learn some basic functions in Stata.
Everything was good, is hard to suggest something I really think that the course was well organized.

Please identify the topics and/or skills you learned in the course that you believe will have the highest application for future courses or professional growth.

Comments
Matching will be a very useful research tool for my future projects.
Actually all lectures had at least an important topic that might potentially be useful to know in the future.

Free Response Section

Project Title: University of Florida GatorEvals – Spring 2024 Main Project

Courses Audience: 11
Responses Received: 9
Response Ratio: 81.8%Instructors Audience: 11
Responses Received: 9
Response Ratio: 81.8%

Report Comments

INTRODUCTION

Teaching is a fundamental purpose of the University of Florida and the dissemination of new knowledge in our classrooms, studios, and clinics enables our students and trainees to fully explore their intellectual boundaries. Assessment and evaluation of our courses are designed to enhance instruction and maximize learning to meet the mission of the university. This report contains the results gathered through the new GatorEvals system. Students were invited to share their feedback on the teaching and course material. We invite every faculty member to examine the analysis in the report and utilize the resources provided in the report. Thank you for your continued great work!

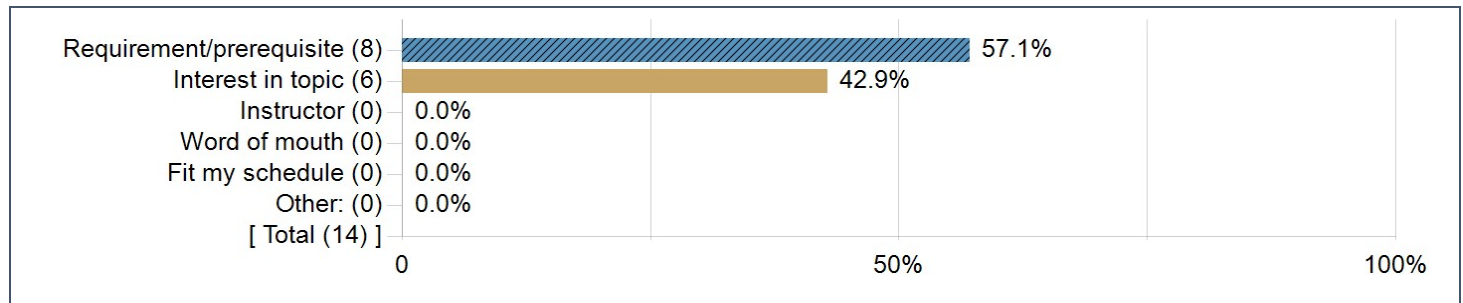
Chris Hass, Ph.D.
Associate Provost for Academic and Faculty Affairs

Resources to help you with this report:

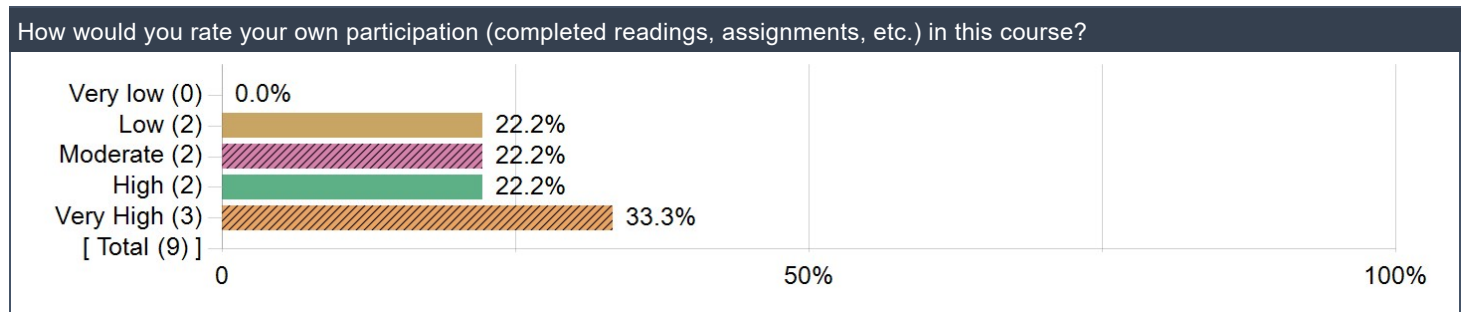
1. Consult our [GatorEvals Guide](#) for interpreting and using teaching survey results.
2. [Register for Elevate](#), a new Center for Teaching Excellence (CTE) initiative to help you create a customized trajectory for professional development, focusing on growth in areas you have identified through self-reflection.
3. GatorEvals offers the ability to [opt-in to a midterm](#) evaluation. This formative feedback offers you a chance to address student insights and adjust the course before the term concludes. Reports are only available to you and are not considered part of the T&P process.
4. Register and attend a [CTE workshop](#).
5. Schedule a [consultation](#) with a CTE staff member or your internal unit to help you interpret your results and develop a course of action.
6. Visit the [CTE Resource Library](#) for additional support.

Student Self-Evaluation Questions

Why did you take this course?



How would you rate your own participation (completed readings, assignments, etc.) in this course?



Comparative Evaluation Results

University Core Instructor Evaluation Questions

	Response Rate	Mean	IM	DPT Mean	DPT IM	College Mean	College IM
The instructor was enthusiastic about the course.	81.8%	4.78	4.86	4.74	4.88	4.74	4.88
The instructor explained material clearly and in a way that enhanced my understanding.	81.8%	4.78	4.86	4.43	4.73	4.50	4.78
The instructor maintained clear standards for response and availability (e.g. turnaround time for email, office hours, etc.)	81.8%	4.78	4.86	4.63	4.83	4.63	4.84
The instructor fostered a positive learning environment that engaged students.	81.8%	4.33	4.60	4.47	4.77	4.59	4.83
The instructor provided prompt and meaningful feedback on my work and performance in the course.	81.8%	3.78	4.00	4.46	4.75	4.45	4.77
The instructor was instrumental to my learning in the course.	81.8%	4.56	4.60	4.41	4.73	4.49	4.79
Overall	81.8%	4.50	-	4.52	-	4.57	-

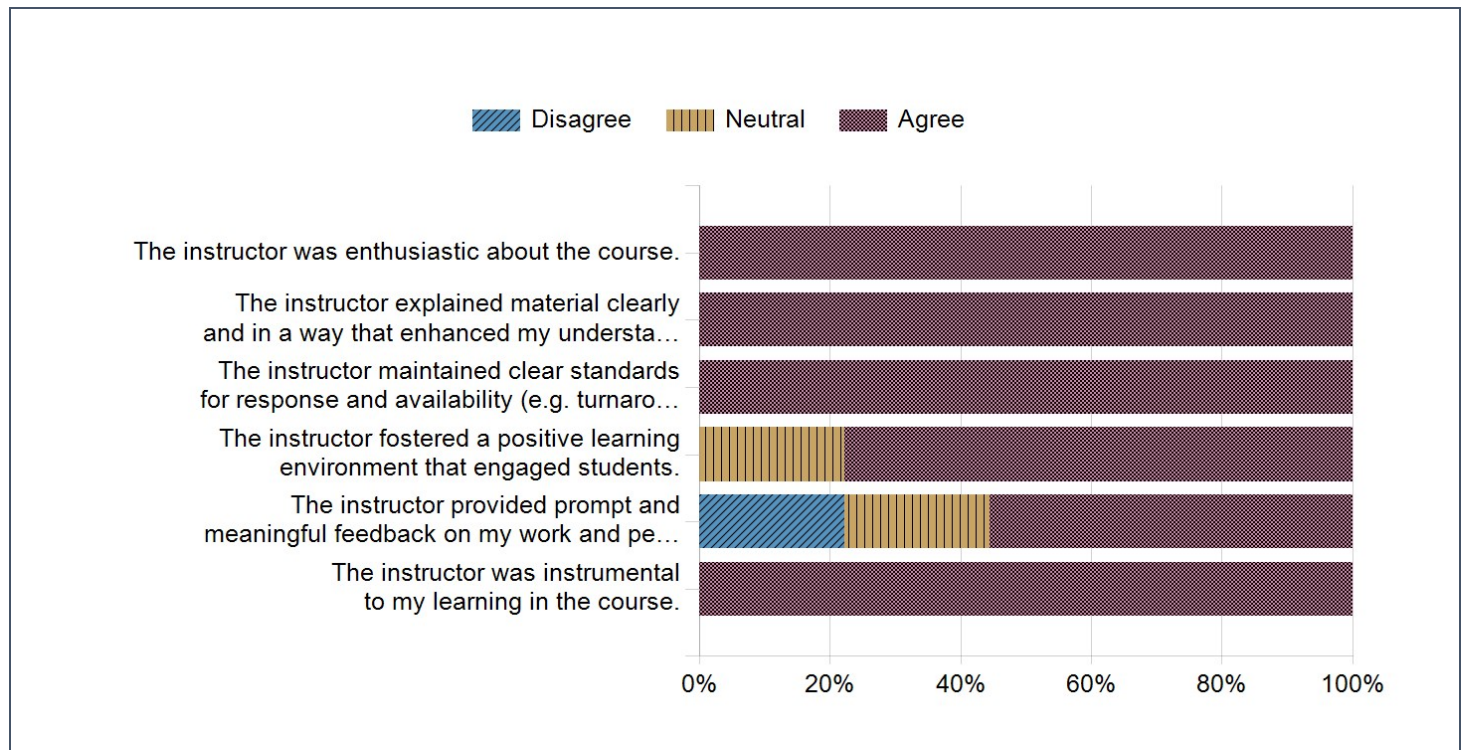
University Core Course Evaluation Questions

	Response Rate	Mean	IM	DPT Mean	DPT IM	College Mean	College IM
Course content (e.g., readings, activities, assignments) was relevant & useful.	81.8%	4.44	4.40	4.33	4.47	4.40	4.62
The course fostered regular interaction between student and instructor.	81.8%	3.67	3.88	4.16	4.37	4.38	4.65
Course activities and assignments improved my ability to analyze, solve problems, and/or think critically.	81.8%	4.44	4.60	4.39	4.55	4.41	4.64
Overall, this course was a valuable educational experience.	81.8%	4.56	4.60	4.42	4.58	4.43	4.67
Overall	81.8%	4.28	-	4.33	-	4.41	-

Aggregate Evaluation Results

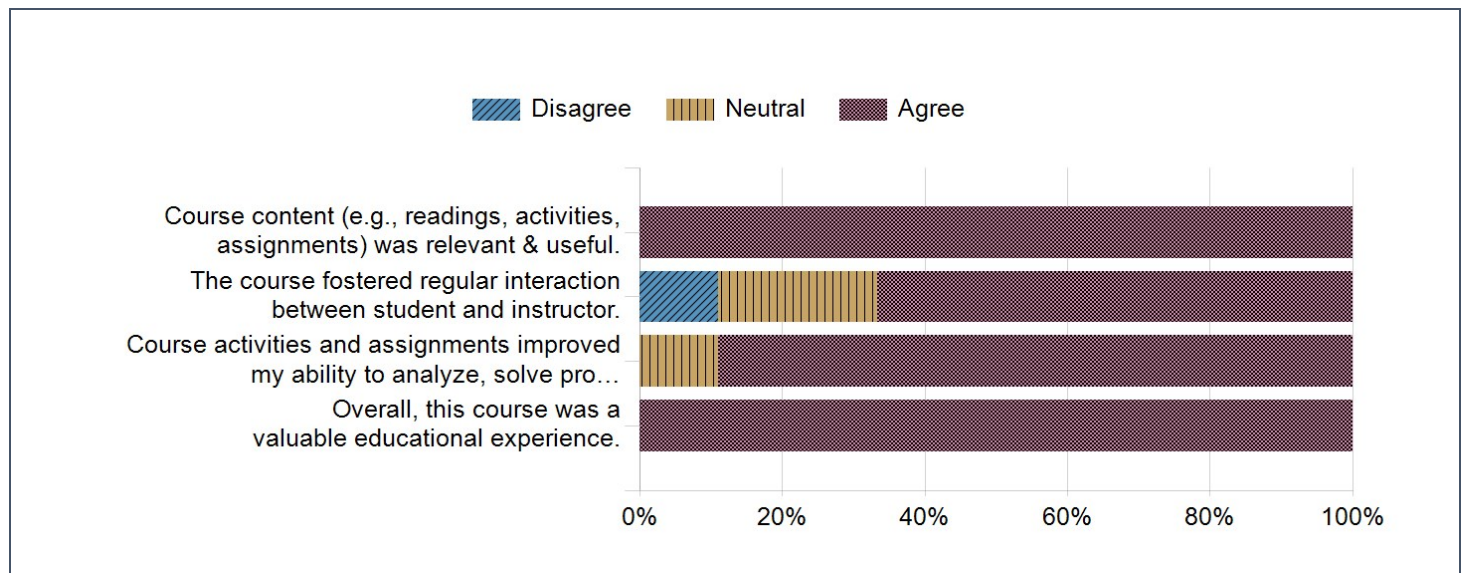
University Core Instructor Evaluation Questions - Aggregate Chart

Note that in the following aggregate chart "Strongly Agree" and "Agree" have been grouped together as "Agree" while "Strongly Disagree" and "Disagree" have been grouped together as "Disagree".



University Core Course Evaluation Questions - Aggregate Chart

Note that in the following aggregate chart "Strongly Agree" and "Agree" have been grouped together as "Agree" while "Strongly Disagree" and "Disagree" have been grouped together as "Disagree".



Percentages Evaluation Results

University Core Instructor Evaluation Questions

	%(1)	%(2)	%(3)	%(4)	%(5)	Count	Mean	Median	SD
The instructor was enthusiastic about the course.	0.0%	0.0%	0.0%	22.2%	77.8%	9	4.78	5.00	0.44
The instructor explained material clearly and in a way that enhanced my understanding.	0.0%	0.0%	0.0%	22.2%	77.8%	9	4.78	5.00	0.44
The instructor maintained clear standards for response and availability (e.g. turnaround time for email, office hours, etc.)	0.0%	0.0%	0.0%	22.2%	77.8%	9	4.78	5.00	0.44
The instructor fostered a positive learning environment that engaged students.	0.0%	0.0%	22.2%	22.2%	55.6%	9	4.33	5.00	0.87
The instructor provided prompt and meaningful feedback on my work and performance in the course.	0.0%	22.2%	22.2%	11.1%	44.4%	9	3.78	4.00	1.30
The instructor was instrumental to my learning in the course.	0.0%	0.0%	0.0%	44.4%	55.6%	9	4.56	5.00	0.53

University Core Course Evaluation Questions

	%(1)	%(2)	%(3)	%(4)	%(5)	Count	Mean	Median	SD
Course content (e.g., readings, activities, assignments) was relevant & useful.	0.0%	0.0%	0.0%	55.6%	44.4%	9	4.44	4.00	0.53
The course fostered regular interaction between student and instructor.	11.1%	0.0%	22.2%	44.4%	22.2%	9	3.67	4.00	1.22
Course activities and assignments improved my ability to analyze, solve problems, and/or think critically.	0.0%	0.0%	11.1%	33.3%	55.6%	9	4.44	5.00	0.73
Overall, this course was a valuable educational experience.	0.0%	0.0%	0.0%	44.4%	55.6%	9	4.56	5.00	0.53

For additional information and resources in each of these question areas, please visit the GatorEvals Website at <https://gatorevals.afl.edu/resources--policies/question-set/>

Free Response Section

Please identify the instructor's strengths that contributed to your learning in the course.

Comments
Clear explanations
Dr. Hector provided comprehensive materials for the lectures and explained them carefully and clearly during the classes.
The slides/notes are very valuable. Very organized and contains the main information we need for each topic.
He is very enthusiastic about the material.
The professor was very well prepared and had good intuitive explanations
Dr. Sandoval is willing to help students, and his lectures are easy to understand (the content is advanced, but his lectures are good).

What additional constructive feedback can you offer the instructor that might help improve the course?

Comments
Ask questions to students to elicit and interaction
Interact with the students more to boost engagement.
I want more practice, since sometimes I feel like I learned nothing without practicing.
Dr. Sandoval didn't grade assignments until the end of the semester. If possible, grading on time?

What constructive suggestion(s) do you have for improving the course materials, organization, and assignments?

Comments
Write a little on the board, so that students don't sleep off staring at a slide
Give more guidelines for the final project.
No
Grading and releasing the grades on time.

Please identify the topics and/or skills you learned in the course that you believe will have the highest application for future courses or professional growth.

Comments
Different empirical approaches in econometrics.
Some new methods, but I think the details are still not very clear for me
PSM, DID, RDD